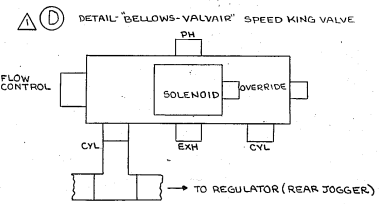

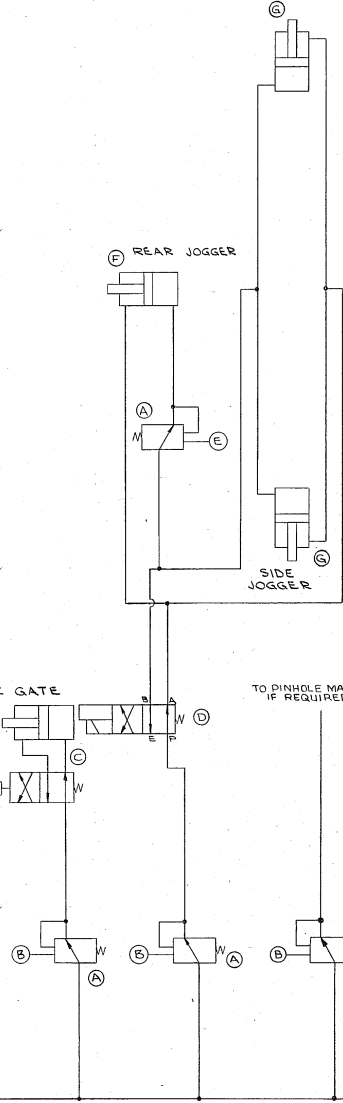
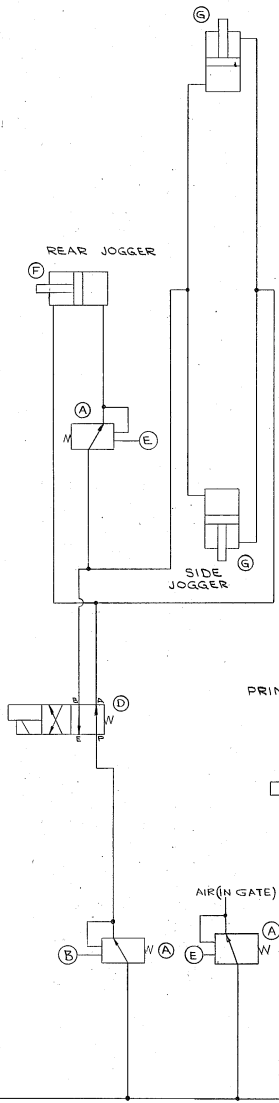
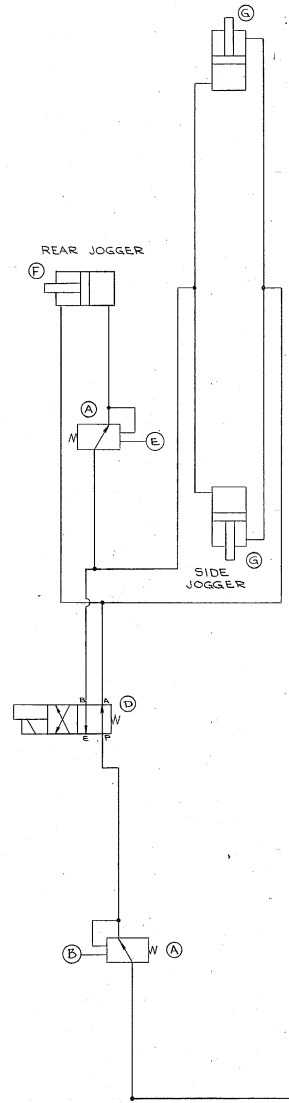


FILING LOCATION		C-100 702	
REVISIONS			
DATE	BY	WAR	BY
8/27/74	Δ	REVISED	SWN
12/7/74		REVISED	HT
		118685	

SIDE JOGGER

SIDE JOGGER

SIDE JOGGER



PARTS LIST		
SYM.	N <sup>o</sup> REQ'D	DESCRIPTION
A	12	REGULATOR-PRESS-"NORGREN" #11-002-037.
B	7	GAUGE-AIR PRESSURE-"NORGREN" #18-013-204.
C	3	CYL-"BELLOWS VALVAIR" MODEL 88011-5027. 1.25" BORE - .75" STR. - 115 VOLT - 60 CYC.
D	3	VALVE-SPEED KING-"BELLOWS VALVAIR"-38" SIZE-MODEL 5265-36-102 115 VOLT - 60 CYC.
E	5	GAUGE-AIR PRESSURE-"NORGREN" #18-013-202.
F	3	CYLINDER-AIR "MILLER" MODEL 82B - NON-CUSH. 2" BORE - 1" STROKE.
G	6	CYLINDER-AIR "MILLER" MODEL 86B - NON-CUSH. 2" BORE - 3.5" STROKE.

FILING LOCATION		C-100 702	
REVISIONS			
DATE	BY	WAR	BY
11-19-71			
PART		SCALE	APP. / 20
MATERIAL		BY	J.R.A. P.C.H.
TITLE		DIAGRAM - PNEUMATIC	
DRAWING NO.		#900-36-3 STACKER	
ORIGINAL ORDER NUMBER	DATE	100702	
78999-71	REV.		