

Subject:

Unbanding Coils

INTRODUCTION:

Safety awareness and precautions are required when unbanding coils.

This report is designed to help users of uncoilers become aware of hazards involved, and develop safe methods and procedures of unbanding coils.

Both ferrous and non-ferrous coils contain an infinite number of variables—such as internally stored energy, stresses, material composition and physical size.

Coil handling personnel may not be aware of these variables and what affect they have upon one another, making it difficult to predict the coils physical reaction when retaining bands are released.

A common hazard is the spring action and unwinding motion of the coil outer wraps when retaining bands are released. The coil and its retaining bands may exert unexpected violent and erratic movement that is dangerous to coil handling

operators and close by personnel.

“DANGER ZONES” as illustrated in this report are those areas where the coil and/or retaining bands may move violently as the bands are released.

SPECIAL NOTE:

Contents of this report are recommended to be included as supplementary information in employee training programs.

Contents:

	Page
Introduction	1.
Removing Radial Retaining Bands.	2.
Removing “O.D.” Retaining Bands on Lighter Gauge material.	
Removing “O.D.” Retaining Bands on Heavier Gauge material.	3.
Unbanding coils:	
Special Note.	4.

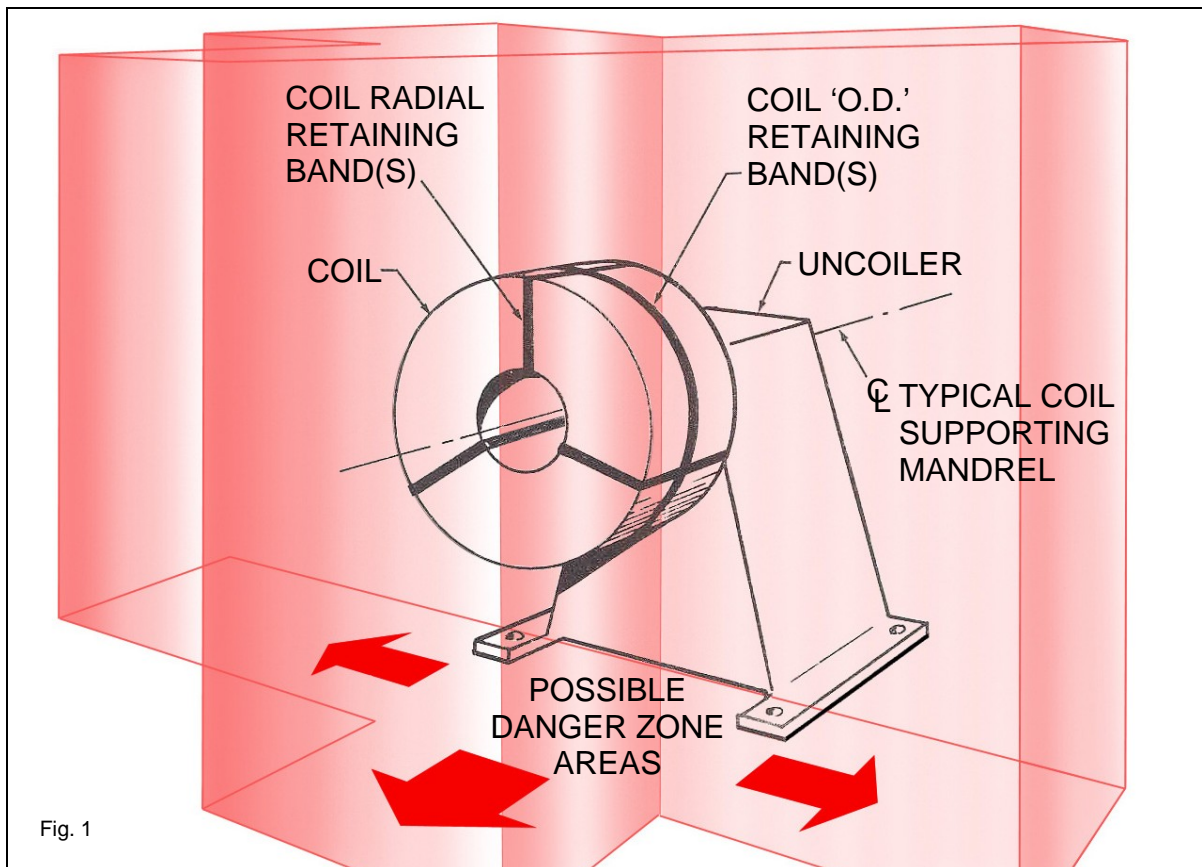
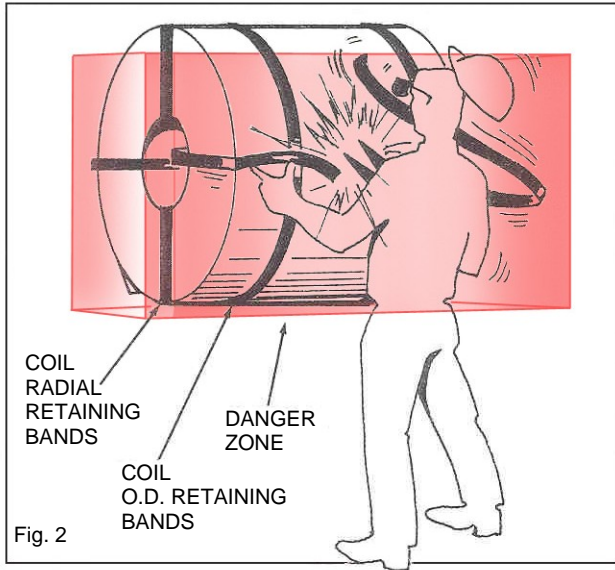


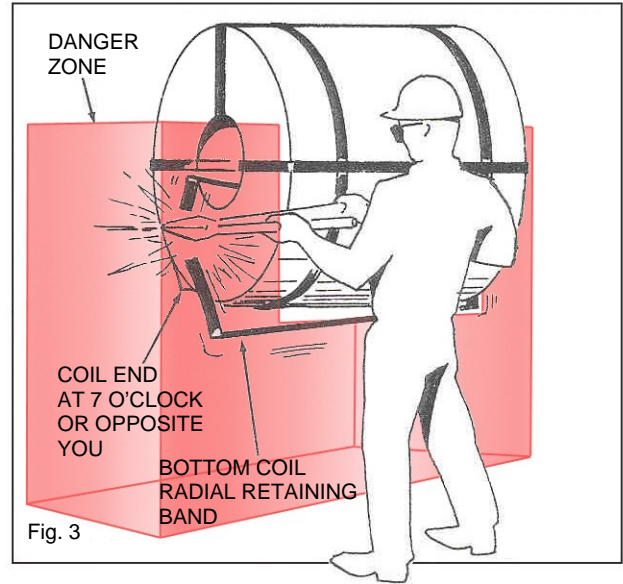
Fig. 1

REMOVING RADIAL RETAINING BANDS

**WRONG POSITION!
OPERATOR IN DANGER ZONE**



**CORRECT POSITION FOR
SAFETY PRECAUTION**

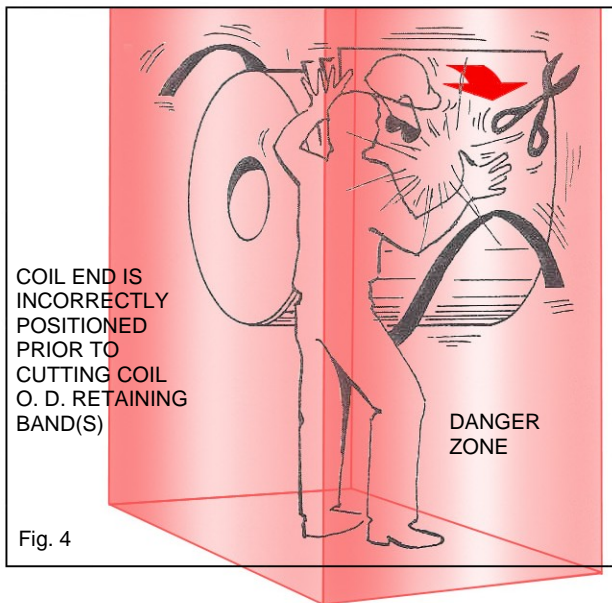


**NEVER STAND IN RADIAL
RETAINING BAND DANGER ZONE.**

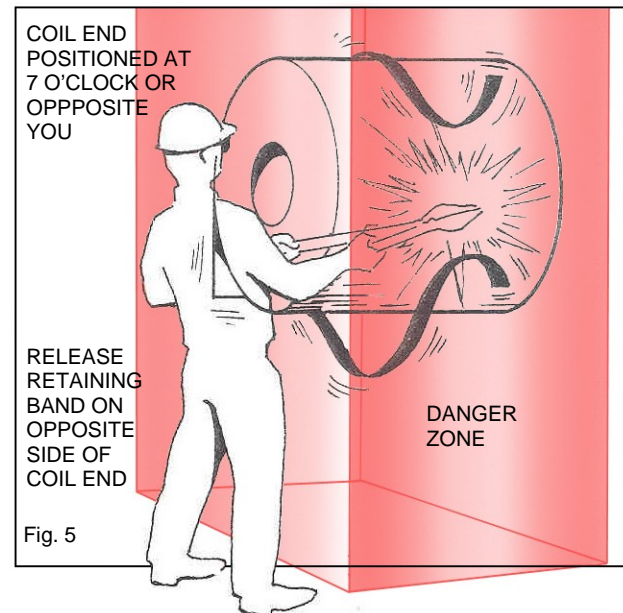
**STAND OUTSIDE OF DANGER ZONE.
USE LONG HANDLED SHEARS.**

REMOVING "O.D." RETAINING BANDS FROM LIGHTER GAUGE MATERIAL

**WRONG POSITION!
OPERATOR IS IN COIL "OUTER
WRAP FLOP OVER" DANGER ZONE.**



**CORRECT POSITION FOR
SAFETY PRECAUTION.**

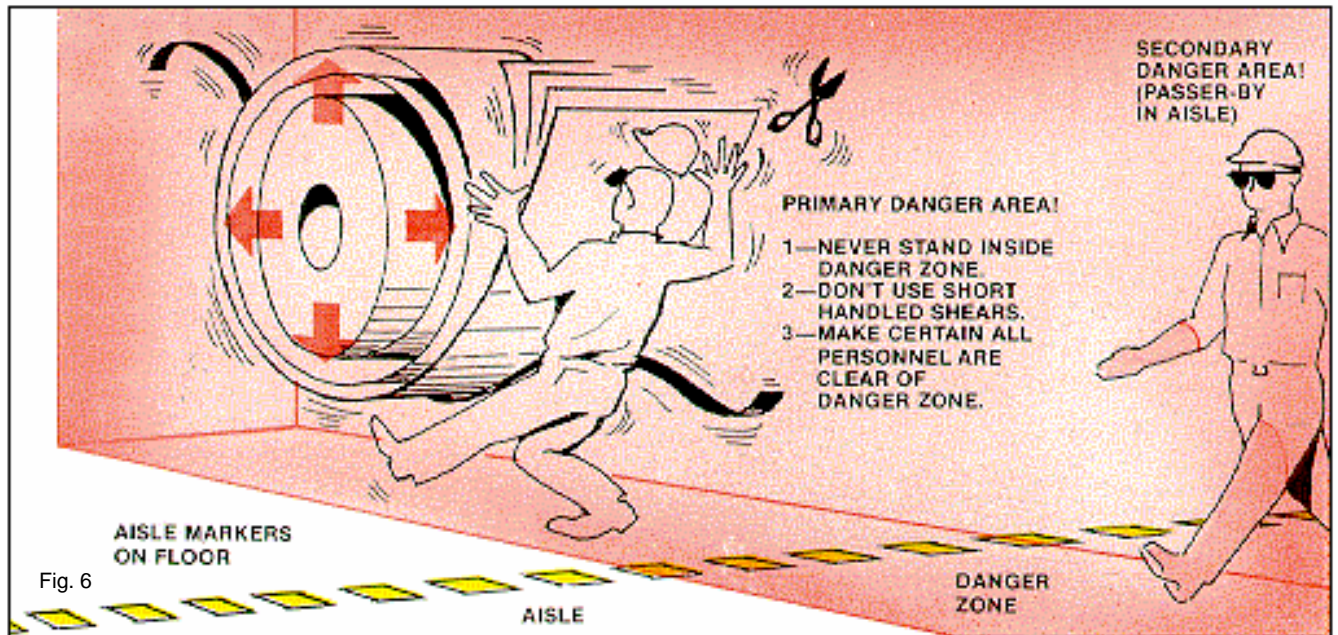


**NEVER STAND IN "O.D." RETAINING
BAND DANGER ZONE.**

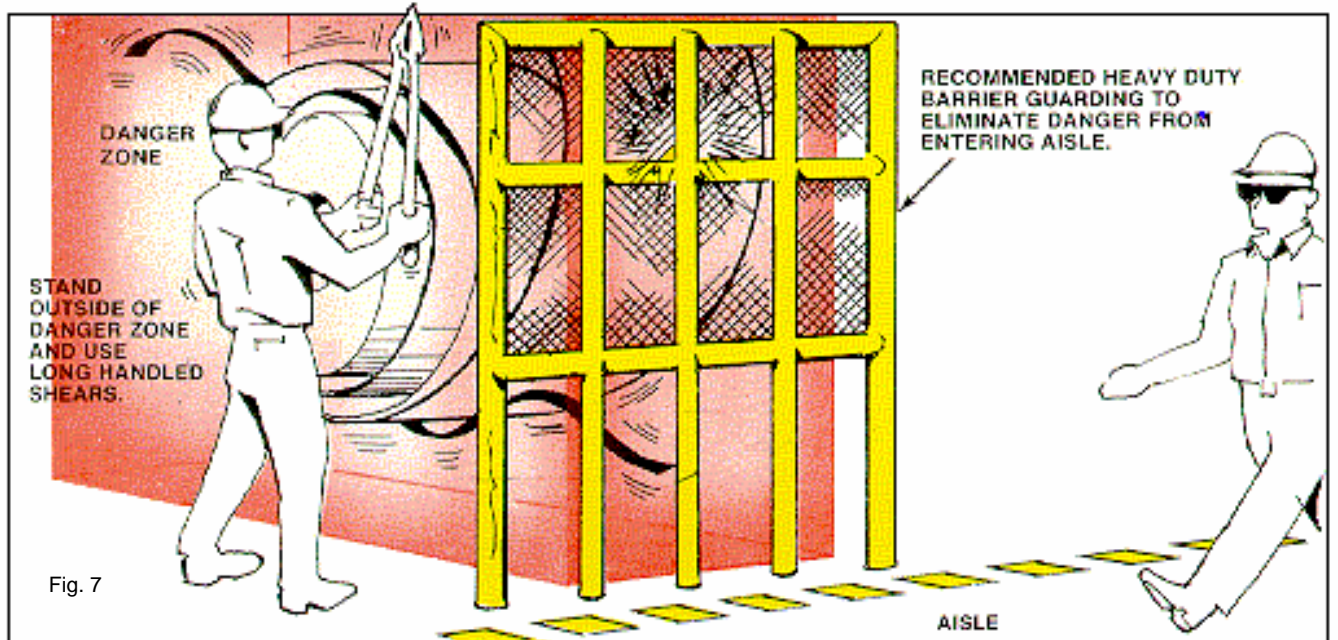
**STAND OUTSIDE OF DANGER ZONE.
USE LONG HANDLED SHEARS.**

REMOVING “O.D.” RETAINING BANDS FROM HEAVIER GAUGE MATERIAL

WRONG POSITION! OPERATOR IS IN HIGH ENERGY-EXPLOSIVE REACTION DANGER ZONE.



CORRECT POSITION FOR SAFETY PRECAUTION.



ALTERNATE SAFE GUARDING RECOMMENDATIONS:

Coil Diameter Restraints, Edge peeler, and Threading Devices, (Manually or Automatically Operated), are available and recommended for additional Safety Precautions.

UNBANDING COIL PRECAUTIONS:

The following precautions are offered as a guide in the development of safe unbanding procedures.

1. **NEVER**—place yourself or any part of the body within a Danger Zone when unbanding coils.
2. **NEVER**—unband a coil until all other personnel are clear of all Danger Zones.
3. **NEVER**—use short handled shears which require positioning yourself in a Danger Zone.
4. **INSTALL**—heavy duty barrier guarding to eliminate heavy gauge explosive spring reaction and unwinding of coil from entering aisle.
5. **ALWAYS**—position yourself on the opposite side of the coil lead edge when releasing O.D. retaining bands.
6. **ALWAYS**—release radial bands first and O.D. retaining bands last.
7. **MAINTAIN**—good housekeeping. Dispose of waste banding in containers provided. Never allow banding to project over the side of the container.
8. **COMPLETE**—your unbanding procedures. Never create a hazard by leaving a potentially explosive coil with partial banding.
9. **USE**—personal protective equipment and clothing such as safety glasses, safety helmets, gloves, spats, and protective sleeves as required to suit the operation.
10. **DEVELOP**—a sense of personal safety awareness. Observe all safety regulations. Be on the lookout for hazardous conditions. Report and discuss hazards and their control with your supervisor.

special note:

LITTELL assumes no responsibility in connection herewith, nor can it be assumed that all acceptable safety measures are contained in this publication, or that other additional measures may not be required under particular or exceptional circumstances or conditions.

LITTELL INTERNATIONAL, INC.

145 SWIFT ROAD, ADDISON, ILLINOIS 60101-1407, U.S.A.
AREA CODE: (630) 916-6662 LITTELL TELEFAX: (630) 916-6663
SERVICE DEPARTMENT TELEFAX: (630) 916-6664